

# State 4-H Horse Program

## Walking Horse and Racking Horse Division Descriptions

Horse/Rider combinations may only show within **ONE** division.

### Walking Horse Divisions

#### Country Pleasure

The Country Pleasure horse shall break less than 45 degrees with the knees and lack the lift of the shoulders seen in more animated classes.

Division is emphasizes based on shoeing requirements outlined below

Shoeing Requirements: Only keg (factory-stamped) shoes are allowed.

- ◆ The shoe must not exceed 3/8 inch in thickness or 3/4 inch in width and must be a stamped (poured or cast) hot or cold rolled steel or aluminum keg shoe.
- ◆ Poured or cast clips and/or heel caulks are allowed, if poured in the original cast. Welded on clips or caulks are not permitted.
- ◆ The use of borium is permitted on the toe and/or heels but must not exceed 1 1/2 inches in width at the toe or 1/8 inch in thickness on the heels.
- ◆ Shoes must be attached only by nails. Bands and adhesives are not permitted.
- ◆ Lubricants, artificial appliances, boots, pads, and action devices are prohibited.


Classes: Class 516 – English Country Pleasure, Junior members, Specialty (no canter)

Class 517 – English Country Pleasure, Senior members, Specialty (no canter)

Class 523 – Country and Trail Pleasure (3-gait), Junior and Senior members, Optional English or Western Tack

Class 538A– Western Country Pleasure, Junior members, Specialty (no canter)

Class 538B– Western Country Pleasure, Senior members, Specialty (no canter)



*Country Pleasure*

## Trail Pleasure

The gaits will be more pronounced than that of a country pleasure horse. Horses should display a more defined flat walk, and running walk, which may include a longer stride and more pronounced head shake. Although animation is not desirable, the trail pleasure horse may be slightly more animated than the country pleasure horse.

Division is emphasizes based on shoeing requirements outlined below

Shoeing Requirements: Only keg (factory-stamped) shoes are allowed.


- ◆ The shoe must not exceed 3/8 inch in thickness or 3/4 inch in width and must be made of hot or cold rolled steel or aluminum shoe. Clips are allowed when drawn from the original steel, or poured.
- ◆ The use of borium is permitted on the caulks of shoe but must not exceed 7/8 inch in thickness of shoe, caulk, and borium.
- ◆ Maximum 1 1/2 inch of turn back (measured from front to back of caulk).
- ◆ Shoes must be attached only by nails. Bands and adhesives are not permitted.
- ◆ Lubricants, artificial appliances, boots, pads, and action devices are prohibited.

Classes: Class 524– English Trail Pleasure, Junior members, Specialty (no canter)

Class 525 – English Trail Pleasure, Senior members, Specialty (no canter)

Class 541 – Western Trail Pleasure, Junior and Senior members, Specialty (no canter)

Class 523 – Country and Trail Pleasure (3-gait) Junior and Senior members, Optional English or Western Tack



*Trail Pleasure*

## Lite Shod

Division is emphasized based on shoeing requirements outlined below

### Shoeing Requirements:


- ◆ The shoe must not exceed 1/2 inch in thickness or 1 inch in width and must be made of hot or cold rolled steel or aluminum.
- ◆ Turnback must not exceed 1 1/2 inches when caulk is measured from front to back.
- ◆ The use of borium is permitted on caulks, but the combined thickness of shoe, caulk, and borium must not exceed 1 1/8 inches.
- ◆ Clips are optional and may be drawn from the original steel or poured.
- ◆ Shoes must be attached only by nails. Bands and adhesives are not permitted.
- ◆ Lubricants, artificial appliances, boots, pads, and action devices are prohibited.

Classes: Class 529– English Lite Shod Pleasure, Junior members, Specialty (no canter)

Class 530 – English Lite Shod Pleasure, Senior members, Specialty (no canter)

Class 542– Western Lite Shod Pleasure, Junior and Senior members, Specialty (no canter)

Class 536 – Lite Shod and Park Pleasure, Junior and Senior members, 3-gait, Optional English or Western Tack



*Lite Shod*



## Park Pleasure

The Park Pleasure horse is significantly more animated than the Lite Shod horse, with a more pronounced head shake. This horse should roll out of its shoulders with a natural reach with its front legs. It should have a long, gliding overstride and be slightly elevated with its front legs.

Division is emphasizes based on shoeing requirements outlined below

### Shoeing Requirements:


- ◆ The shoe must not exceed 1/2 inch in thickness or 1 1/2 inches in width.
- ◆ Turnback must not exceed 1 5/8 inches when caulk is measured from front to back.
- ◆ The use of borium is permitted on caulks, but the combined thickness of shoes, caulk, and borium must not exceed 1 1/8 inches.
- ◆ Clips are optional and may be drawn from the original steel or poured.
- ◆ Shoes must be attached only by nails. Adhesives are not permitted. Bands may be used provided that they are placed at least 1 inch below the coronet band and are between 1/2 inch and 3/4 inch in width and made of 16 gauge or smaller flexible steel.
- ◆ Lubricants, artificial appliances, boots, pads, and action devices are prohibited.

Classes: Class 531 – English Park Pleasure, Junior members, Specialty (no canter)

Class 532 – English Park Pleasure, Senior members, Specialty (no canter)

Class 543 – Western Park Pleasure, Junior and Senior members, Specialty (no canter)

Class 536 – Lite Shod and Park Pleasure, Junior and Senior members, 3-gait, Optional English or Western tack



*Park Pleasure*



## Open Performance

These classes are for PADDED HORSES only. Any Flat Shod horse entered will be disqualified.

Division is emphasized based on shoeing requirements outlined below

### Shoeing Requirements:

- ◆ The shoe must not exceed 1/2 inch in thickness or 1 1/2 inches in width. The combined thickness of shoe and caulk must not exceed 1 inch.
- ◆ Horses shall be shown in pads made of leather, plastic, or a similarly pliant material. Pads must be a minimum of 1/2 inch. Maximum pad (or artificial extension) thickness must not exceed 50% of the natural hoof length.
- ◆ Toe length must exceed the height of the heel by 1 inch or more.
- ◆ Bands must be placed at least 1 inch below the coronet band and must be between 1/2 inch and 3/4 inch in width and made of 16 gauge or smaller flexible steel.
- ◆ Lubricants that are supplied by DQP are permitted on pasterns after inspection. Lubricants must be applied in the inspection area under the supervision of DQP.

Classes: Class 519 Junior and senior members, Specialty (no canter)

## Racking Horse Divisions

### Trail Pleasure

The Trail Pleasure horse shall not be required or expected to maintain qualities such as a high head or high front leg lift but should be the ultimate of a trail type horse and should show evidence of being collected in his gaits.

### Shoeing Requirements:

- ◆ Flat Shod shall be construed as being hoof-to-shoe with no pad being used for any purpose, which shall include corrective shoeing. Weighted shoes are allowed.
- ◆ Shoe must not exceed 1/2 inch thickness and 1 1/2 inches in width, with no bare plates or other weight inside the shoe. The caulk must not exceed 1 inch and the shoe must not extend more than 1/4 inch beyond the hoof at the toe.
- ◆ The use of shoeing bands is permitted.
- ◆ The use of welded clips are prohibited in all flat shod classes. However, clips that are drawn from the shoe itself are allowed.
- ◆ No additional weights shall be allowed in or on the hoof other than shoe and nails.

Classes: Class 520 – Junior members

Class 521 – Senior members

Class - 539 Western Racking Pleasure Flat Shod - Junior and Senior members

## Country Pleasure

Horse shall not be required to maintain a high front leg lift but should exhibit a smooth stride behind.

### Shoeing Requirements:

- ◆ Flat Shod shall be construed as being hoof-to-shoe with no pad being used for any purpose, which shall include corrective shoeing. Weighted shoes are allowed.
- ◆ Shoe must not exceed 1/2 inch thickness and 1 1/2 inches in width, with no bare plates or other weight inside the shoe. The caulk must not exceed 1 inch and the shoe must not extend more than 1/4 inch beyond the hoof at the toe.
- ◆ The use of shoeing bands is permitted.
- ◆ The use of welded clips are prohibited in all flat shod classes. However, clips that are drawn from the shoe itself are allowed.
- ◆ No additional weights shall be allowed in or on the hoof other than shoe and nails.

Classes: Class 527 – Junior members

Class 528 – Senior members

Class - 537 Western Racking Pleasure Flat Shod - Junior and Senior members

## Park Pleasure

The front lift must not exceed the height of level.

### Shoeing Requirements:

- ◆ Flat Shod shall be construed as being hoof-to-shoe with no pad being used for any purpose, which shall include corrective shoeing. Weighted shoes are allowed.
- ◆ Shoe must not exceed 1/2 inch thickness and 1 1/2 inches in width, with no bare plates or other weight inside the shoe. The caulk must not exceed 1 inch and the shoe must not extend more than 1/4 inch beyond the hoof at the toe.
- ◆ The use of shoeing bands is permitted.
- ◆ The use of welded clips are prohibited in all flat shod classes. However, clips that are drawn from the shoe itself are allowed.
- ◆ No additional weights shall be allowed in or on the hoof other than shoe and nails.

Classes: Class 533 – Junior members

Class 534 – Senior members

Class - 537 Western Racking Pleasure Flat Shod - Junior and Senior members

# Show Pleasure

These classes are for PADDED HORSES only. Any Flat Shod horse entered will be disqualified.

## Shoeing Requirements:

- ◆ Open Shod shall be construed as having pads, which can be flat or wedge pads and must be made of leather, plastic, or similarly pliant material.
- ◆ Weighted shoes are allowed.
- ◆ Toe length must exceed the height of the heel by 1 inch or more.
- ◆ Pad thickness (or artificial extension) shall not exceed 50% of natural hoof length.
- ◆ The shoe shall not exceed 1/2 inch in thickness or 1 1/2 inches in width. Turnback (measured from the inside of the fold) and caulk shall not exceed 1 inch.

Classes: Class 515 – Show Pleasure Racking

\* Images courtesy of SHOW HIO

Programs in agriculture and natural resources, 4-H youth development, family and consumer sciences, and resource development.  
University of Tennessee Institute of Agriculture, U.S. Department of Agriculture and county governments cooperating.  
UT Extension provides equal opportunities in programs and employment.