

2023 Tennessee State 4-H Horse Championships

Show Information and Entry Packet

TO: All Extension 4-H and ANR Agents

FROM: Aaron Fisher, Youth Livestock and Equine Specialist, Department of Animal Science
Email: fisher@utk.edu
Phone: (865) 974-7260

DATE: March 10, 2023

RE: 2023 Tennessee State 4-H Horse Championships
June 19-23, 2023
National Walking Horse Celebration Grounds, Shelbyville, TN

Please provide this information to each 4-H member participating in the 2023 Tennessee State 4-H Horse Championships.

Counties **MUST** have entries submitted through the online registration system by **May 15, 2023**. *Late entries will be assessed a \$50 per horse late fee.*

All entry forms can be found at the County Extension Office or on the UT Animal Science 4-H Horse website at: <https://ag.tennessee.edu/AnimalScience/4-H/Pages/Horse.aspx>

Exhibitors will submit State entry forms and fees to their County Extension Office. Counties will then submit State entries via the online entry system and mail hard copy forms to:

Aaron Fisher
UT Animal Science Department
2506 River Drive
Knoxville, TN 37996

Counties **MUST** submit all exhibitor entry fees to Aaron Fisher at the address above by **May 25, 2023**. *There will be NO REFUNDS for State entry fees, and late entries will be assessed a \$50 per horse late fee.*

Exhibitors are **REQUIRED** to proof State Entries at the Regional Show. No classes will be added at the Regional Show. *Absolutely NO changes will be made to entries upon check-in at the State Show.*

Thank you in advance for keeping the entry process as smooth and error free as possible!

REMINDERS AND CHANGES FOR 2023

All riders (including adults) at 4-H events and activities will be required to wear properly fitted ASTM/SEI-certified helmets with chin straps properly fastened while mounted or while in a vehicle being pulled by equine. This includes ALL divisions, ALL warm-up arenas, and ALL areas of the showgrounds. For riders over 18 years of age, a helmet waiver may be signed at the show office.

The 2023 Tennessee 4-H Horse Championships will follow rules and guidelines outlined in PB 1760, The Tennessee 4-H Horse Championships Handbook. The handbook can be accessed at:

<https://extension.tennessee.edu/publications/Documents/PB1760.pdf>

Important Reminder from Section 5.7 of Horse Handbook (page 6)

A 4-H member may be excused from his/her regional show and still participate in the Tennessee State 4-H Horse Championships if:

- A. A letter, signed by both the 4-H member and his/her respective Extension agent, is written stating the reason for the 4-H member's desire to be absent from the regional show.
- B. This letter is submitted to and approved by the 4-H Animal Science OR Equine Specialist in Knoxville.
- C. The 4-H member, family, leader or Extension agent completes a state entry form along with an entry fee.

The following section summarizes changes and additions for the 2023 show.

Hunter & Jumper Division

- Changed name to Hunter & Jumper Division
 - This is to make it clear that jumper classes are available. Horses in any Hunter over Fences Classes cannot cross-enter the Jumper classes. Jumper riders may not enter hunter classes but may enter Equitation and Showmanship classes appropriate to their age group and fence heights.
- Fence heights in over fences classes have been lowered in some divisions. The maximum height is now 2 foot, 9 inches.
 - It has been noticed that there are many youth in classes with lower heights and very few youth choosing classes with higher fence heights. These changes were made to more accurately meet the needs of current youth in the program. This can be changed back in the future as those needs change.
 - Please check out the Hunter & Jumper section of the handbook to see specific changes to each class/division.
- Added Class 459, Walk/Trot Hunter Hack.
 - It is for Beginner riders with low Cross-Rails only.

Walking and Racking Division

- Walking Horses may now be shown in both Specialty (2-gait) or 3-gait classes.
- Added 2 Non-Trotting Classes: 510 – Non-Trotting Equitation and 544 – Non-Trotting Pleasure – 2-gait
 - Horses entered in Walking, Racking or Spotted Saddle Horse classes may NOT cross enter into Non-Trotting classes. The above Non-Trotting classes will not count towards High Point awards.
- Class 513 is now SSH Stock Seat Equitation 3-gait, Junior and Senior members.
- Deleted 544 – Spotted Saddle Horse Western Pleasure, Junior and senior members, 3-gait.

Roger Elder Ranch Division

- Added following rule: 21.1.5. Exhibitors must show in either split reins or a Romal Rein.

- Updated Ranch Riding rules to follow ARHA guidelines. Please see class description in handbook for specific details.

ADDITIONAL PROGRAM AND SHOW DETAILS

1. Divisions

The grades for 4-H member age divisions as of January 1, 2023, are as follows:

Junior: 4-5

Junior High: 6-8

Senior: 9-12

NOTE: If a Junior High class does not exist, Junior classes will be for 4-8 grades.

2. Pony Heights

All ponies will be measured each year EXCEPT those that were previously measured and were six (6) years of age or older AND have a pony measurement card on file with the State 4-H Horse Show Office. Exhibitors need to indicate if their pony has been measured on their entry form.

3. Graduating Seniors

Graduating seniors will be recognized at the banquet held on Monday, June 19, 2023.

Indicate Graduating Senior on the exhibitor's entry form or contact fisher@utk.edu if the graduating senior is not showing but would like to attend the banquet for recognition.

Graduating senior forms are available from the County Extension Office or on the UT Animal Science 4-H Horse Program website: https://uthorse.tennessee.edu/wp-content/uploads/sites/105/2021/03/Graduating_Senior_Form.pdf

4. Tennessee 4-H Horse Scholarship

The purpose of the Tennessee 4-H Horse Scholarship is to award a deserving 4-H Horse participant with a post-secondary education scholarship. The winner will be selected based upon their participation within the Tennessee 4-H Horse Program, scholastic achievement, and submitted application materials. Current year graduating seniors are eligible to apply for the scholarship. Applications must be submitted to Aaron Fisher (fisher@utk.edu) by May 15, 2023. Application materials can be found at: <https://uthorse.tennessee.edu/youth-shows/>

5. Awards Banquet on Monday, June 19, 2023

All youth, parents, volunteers and agents are welcome to attend the awards banquet. A nominal fee will be charged to help recapture the cost of catering and facility use for all attendees this year: Active 4-H members will be \$5.00 per person, and all other attendees will be \$10.00 per person. Fees are due prior to the banquet or at the door. Cash and checks will be accepted.

FACILITY AND SHOW GROUND INFORMATION

1. **ALL HORSES MUST ENTER THROUGH GATE A FOR HEALTH INSPECTION.** Gate A is located on the upper end of Calsonic Arena off of Celebration Drive. Do not bring horses through any other gate. Be sure that original Coggins test results accompany the horse(s) to the show; no copies will be accepted. Horses must have a negative test for EIA within 12 months of the opening date of the show (June 20). These papers will be checked upon arrival to the Show grounds! Please have Coggins Tests for all horses contained in the trailer in the VEHICLE PULLING HORSE TRAILER.

2. Please check-in upon arrival at the Horse Show Office, located in Barn 10 adjacent to the practice arena. Stable assignments, exhibitor numbers and other information can be collected at this time. Do not unload and/or stable horses until checked-in at the show office has been completed. Stable assignments will also be available online a week before the show.

3. Grounds will be open MONDAY, June 19 at 7:00 AM. NO HORSES ALLOWED ON GROUNDS BEFORE THIS TIME.

4. Exhibitors are responsible for paying for their stalls. Stalls (horse and tack) are \$14 a day. **In 2023, stall fees will be \$8 per stall per day due to sponsorship from the Tennessee Walking Horse National Celebration.** Stall fees must be paid with entry fees. Horses will be permitted to trailer in and be tied out, these horses may NOT be tied out overnight. Tie-out trailers may only park in the lot next to gate A. NO overnight trailers may be parked in this lot! (see map below)

5. All horse trailers staying overnight must be parked in the lot off of Whitthorne Street (see map below). Trailers cannot be parked in stable areas or along the drives. **ANY TRAILERS NOT PARKED IN DESIGNED AREAS ARE SUBJECT TO BEING TOWED AT THE OWNER'S EXPENSE.** Cooperation in this matter is appreciated.



6. The cost for travel trailer parking is **\$50.00 per night**. Water, sewer and electrical hookups are available. Hook-ups are located in the Pavilion Area parking lot. **Payment for camping spots MUST BE MADE AT THE SHOW OFFICE (Barn 10) PRIOR TO THE FIRST NIGHT'S STAY.**

7. **Camping in tents is not permitted.**

8. Bring all the equipment, feed, and hay that will be needed. Please emphasize this to 4-H members, parents, and leaders.

9. **STALLS MAY NEED TO BE CLEANED UPON ARRIVAL.** If shavings are desired, you may bring them with you or purchase them on the grounds at the show office in Barn 10.

10. It is the responsibility of each group to keep the stables and the area around the stable clean.

11. Bring manure fork, rakes, wheel barrow and other equipment needed to clean the stalls and area. Wheel barrows will be needed to transport manure, trash and other waste to the manure pits.

12. Stall(s) must be cleaned daily. Pile manure in pits. Daily cleaning of stalls will help to keep the fly

population reduced and maintain a more desirable environment.

13. You must completely clean the stalls and area you were assigned before leaving the grounds.
14. Cooking is prohibited in the stables.
15. Sleeping in stalls is prohibited.
16. Bring hammer, nails and tools that might be needed for stall repair.
17. You will need to bring light bulbs for stalls. Bulbs are not provided.
18. Fans may be used. However, care should be taken to prevent horses from either reaching or becoming entangled in cords.
19. Stalls for horses and tack will be **randomly assigned** based on stall assignment sheets submitted by exhibitors.
20. A **padlock and chain** should be brought to lock the tack stall(s). **DO NOT LOCK HORSES WITHIN STALLS.**
21. A security guard will be on the grounds at night. **Although security is available, please inform 4-H members, parents and leaders not to leave valuables, purses and similar items in unsecured areas.**
22. Phone number at the Tennessee Walking Horse National Celebration office is (931) 684-5915. Calls can be forwarded from that office to the 4-H Horse Show office in Barn 10.
23. If you are not coming to the show, please designate a leader or parent that will be in charge of the group from your county. This is needed in order that a contact person will be available for messages, to locate someone, etc.
24. **ALL DOGS MUST BE ON A LEASH AND ARE NOT PERMITTED IN ANY INDOOR FACILITY.** If the dog is designated as a service animal, proper documentation, and animal identification must be displayed.
25. **NO SMOKING IN THE BARN.**
26. REMEMBER THAT ALL ENTRIES IN WALKING, RACKING, AND SPOTTED SADDLE HORSE CLASSES MUST PASS INSPECTION WITH THE SHOW DQP PRIOR TO COMPETING. Horses in the first class of each session MUST be in the inspection area AT LEAST 30 MINUTES prior to the start of the class. For all other classes, horses must arrive at the inspection area at least THREE CLASSES prior to their class.

2023 Tennessee State 4-H Horse Championships General Show Schedule

Monday, June 19

Grounds Open for Move-In to Stalls 7:00 AM

Calsonic:	State 4-H Communication Contest	9:00 AM	
	State 4-H Horse Judging Contest	Registration: 12:00 PM	Contest: 1:00 PM

Blue Ribbon Room: 4-H Horse Program Awards Banquet 6:00 PM

Tuesday, June 20

Calsonic: 10:00 AM: Speed, Goat Tying
4:00 PM: Roger Elder Ranch Division – Showmanship and Conformation

Field in Back: 10:00 AM: Roger Elder Ranch Division – Trail (ride times assigned in one-hour blocks based on entries)
12:00 PM: Roger Elder Ranch Division – Dressage (ride times assigned based on entries)

Wednesday, June 21

Calsonic: 8:00 AM: Roger Elder Ranch Division – Performance
Following Ranch Performance, set jumps for Hunter Jump Schooling

Hunter Jump Schooling: 30-minutes after Hunter Flat Classes

Champions: 12:00 PM – 2:30 PM: Hunter Hack Schooling
3:00 PM: Hunter Flat

Field in Back:

11:00 AM: Hunter Trail (ride times assigned in one-hour blocks based on entries)
11:00 AM: Hunter Dressage (ride times assigned based on entries)

Thursday, June 22

Champions: 8:00 AM: Hunter In-Hand
4:00 PM: Miniature
30-minutes after Miniature (not before 6:00 PM): Western Showmanship and Conformation

Calsonic: 1-hour after Hunter In-Hand (not before 11:00 AM): Hunter over Fences

Field in back: 11:00 AM: Western Trail (ride times assigned in one-hour blocks based on entries)
11:00 AM: Western Dressage (ride times assigned based on entries)

Friday, June 23

Calsonic: 8:00 AM: Western Performance
12:00 PM: DQP
1:00 PM: Gaited Division

Field in back: 8:00 AM: Gaited Trail (ride times assigned in one-hour blocks based on entries)

High Point Awards for the following divisions will be presented approximately one hour following the conclusion of each division.

Western Division	Spotted Saddle Horse Division
Roger Elder Ranch Division	Walking Horse Division
Speed Division	Racking Horse Division
Hunter Division	Miniature Division

Tennessee 4-H Horse Championships Banquet Reservation Form

The 4-H Horse Program Awards Banquet is Monday, June 19 at 6:00 PM in the Blue Ribbon Room at the 2023 Tennessee State 4-H Horse Championships.

All youth, parents, volunteers and Agents are invited to attend the awards banquet. Active 4-H members are \$5 per person and all other attendees are \$10 per person. Fees are due prior to the banquet. Cash and checks will be accepted. Please complete the reservation form for each participant.

#	Name	County	4-H Member /Parent/Volunteer/Agent	Total \$5 for 4-H member; \$10 for other
1				
2				
3				
4				
5				
6				
7				
8				
9				
10				
			Grand Total	

ACCOMMODATIONS FOR TENNESSEE 4-H HORSE SHOW

Following is a list of possible motels in Shelbyville and Murfreesboro provided by the Shelbyville – Bedford County Chamber of Commerce. This list does not contain all available motels nor is it an endorsement. It is for your assistance.

Americas Best Value Inn

317 North Cannon Blvd.
Shelbyville, TN 37160
Phone: (931) 684-6050

Bedford Inn

727 Madison St.
Shelbyville, TN 37160
Phone: (931) 684-7858
Fax: (931) 684-1904

Best Western Celebration Inn & Suites

724 Madison St.
Shelbyville, TN 37160
Phone: (931) 684-2378

Blue Ribbon Inn

North Main Street
Shelbyville, TN 37160
Phone: (931)-684-3101
Fax: (931)-685-9251

Country Hearth Inn

1607 North Main Street
Shelbyville, TN 37160
Phone: (931) 680-1030 and (800) 848-5767 and
(888) 4-HEARTH

Crestwood Suites Hotel

1345 Old Fort Parkway
Murfreesboro, TN 37129
Phone: (615) 907-1500
Fax: (615) 907-1576

Bottle Hollow Lodge

111 Gobbler Ridge Road
Phone: (931) 695-5253

Cinnamon Ridge

799 Whitthorne Street St.
Phone: (931) 685-9200

Clearview Farm LLC

2291 Hwy 231 S.
Phone: (931)-684-8822

Microtel

1207 North Main St.
Shelbyville, TN 37160
(931) 684-8343

Monteagle Inn - B & B / Retreat Center

204 West Main St
Monteagle, TN 37356
Phone: (931)-924-3869

Tennessee Horse Country

311 Robinson Rd
Phone: 931-684-4456 and (866) 322 8916
Fax: 931-684-4456

Celebration Campground

Celebration Showgrounds
Shelbyville, TN 37160
Phone: (931) 684-5915

Lynchburg Wilderness R.V. Park

975 Main St., Lynchburg, TN 37352
Phone: (931) 580-2680

DIRECTIONS TO THE CELEBRATION® GROUNDS AND CALSONIC ARENA

Coming to The Celebration® from Nashville, TN

Take I-24 to Murfreesboro, then take exit 81 A to Shelbyville.

From Murfreesboro to Shelbyville is about 25 minutes.

Once in Shelbyville, turn left on Highway 41 A South (Madison Street) and look for the Celebration® on the left.

Coming to The Celebration® from Chattanooga, TN

Take I-24 toward Murfreesboro and exit on Exit 97 to Wartrace/Shelbyville. Following Highway 64 through Wartrace until it intersects with Highway 41 A. Turn right onto Highway 41A (Madison Street) and look for the Celebration® on the right.

Coming to The Celebration® from Knoxville, TN

Take I-40 E toward Nashville, then take exit 235 onto TN-840 W toward Murfreesboro. Exit onto I-24 E toward Chattanooga. Exit I-24 on exit 81 A to Shelbyville. Once in Shelbyville, turn left on Highway 41A South (Madison Street) and look for the Celebration® on the left.

Coming to The Celebration® from Memphis, TN

Take I-40 toward Nashville, then exit onto I-440 at exit 206; at Exit I-24 go toward Murfreesboro; exit I-24 at Exit 81 A onto US-231. From Murfreesboro to Shelbyville is about 25 minutes. Once in Shelbyville, turn left on Highway 41A South (Madison Street) and look for the Celebration® on the left.

Coming to The Celebration® from Fayetteville, TN

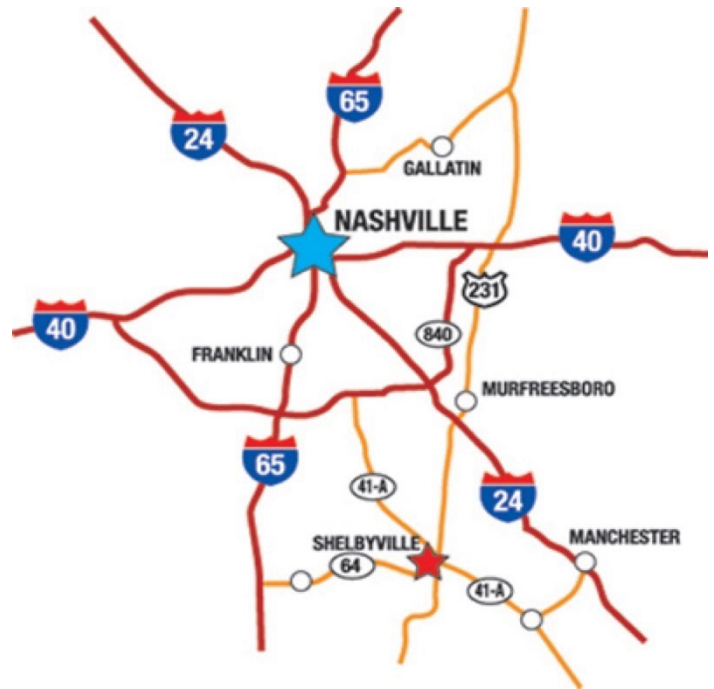
Follow Highway 231 North until it crosses Highway 41 A. Turn right on to 41 A South and look for the Celebration® on the left.

Coming to The Celebration® from Lewisburg, TN

Follow Highway 64 East until it crosses Highway 41 A. Turn left on to 41 A North and look for the Celebration® on the right.

Coming to The Celebration® from Tullahoma, TN

Follow Highway 41A North all the way into Shelbyville and look for the Celebration® sign on the right.



Tennessee 4-H Horse Championships Stall Request Form

Exhibitor's Name _____

County _____

Email _____

Home Phone # _____

Cell # _____

Forms and fees are due with State 4-H Horse Championships Entry Form

In 2023, stall fees will be \$8 per stall per day. This is a result of sponsorship from the Tennessee Walking Horse National Celebration.

Horse's Name	Horse Stalls Needed						Horse Stall Fees \$8/day
	Monday	Tuesday	Wednesday	Thursday	Friday	Total Per Horse	
							\$
							\$
							\$
							\$
Tack Stalls Needed							
Tack Stalls may be shared, but only ONE exhibitor can pay for the tack stall							
	Monday	Tuesday	Wednesday	Thursday	Friday		Total Tack Stall Fees \$8/day
List Quantity of Tack Stalls Needed Per Day							\$
TOTAL HORSE STALL AND TACK FEES							\$

Please indicate your tack stall sharing plans (if any): _____

Please note any stalling requests (if any): _____

State 4-H Horse Show
HUNTER CLASS DIVISION DESCRIPTIONS

Horse/rider combinations may only show within ONE division.

NOVICE

Open to those horse/rider combinations who are not capable of jumping fences higher than 2' OR riders who are in their first two years of showing in USEF, IEA or breed shows, and/or the TN State 4-H Horse Show. Horse/rider combination may not cross enter into any Under Saddle, Equitation, Hack or Over Fence class other than Novice.

Considered the beginner division - riders in their first two years of showing.

Fence heights: **Cross-Rails**

No oxers or in and outs.

Classes: 408 Novice Hunter Under Saddle (flat)
416 Novice Hunt Seat Equitation (flat)
424 Novice Hunter Hack
431 Novice Working Hunter Over Fences
432 Novice Equitation Over Fences

GREEN HUNTER

Open to 4-H members of any age riding horses or ponies which are in their first two years of showing over fences. Horse may not cross enter into any other working or handy hunter class. Horse/rider combination may not cross enter into any Under Saddle, Equitation, Hack or Over Fence class other than Green.

Division is for GREEN HORSES- horses in their first two years of showing

Fence heights: **18" (all ponies), 2' (all horses)**

No oxers or in-and-outs

Classes: 409 Green Hunter Under Saddle (flat)
417 Green Hunt Seat Equitation (flat)
425 Green Hunter Hack
433 Green Working Hunter Over Fences
434 Green Equitation Over Fences

INTERMEDIATE

Open to horse/rider combinations who are not capable of jumping higher than 2' (small/medium ponies), 2'3" (large ponies), or 2'6" (horses) OR riders who have showed more than two years in USEF, IEA or breed shows, and/or the TN State 4-H Horse Show. Open to 4-H members of any age riding horses or ponies. Horse/rider combination may not cross enter into any Under Saddle, Equitation, Hack or Over Fence class other than Intermediate.

Division is for those riders who have shown more than two years or horse/rider combinations limited by fence heights

Fence heights: 2' (small/medium ponies), 2'3" (large ponies), or 2'6" (horses)

Classes: 410 Intermediate Hunter Under Saddle (flat)
418 Intermediate Hunt Seat Equitation (flat)
426 Intermediate Hunter Hack
435 Intermediate Working Hunter Over Fences
436 Intermediate Equitation Over Fences

PONY

Open to 4-H members of any age riding ponies. Pony/rider combination may not cross enter into any Under Saddle, Equitation, Hack or Over Fence class other than Pony.

Fence heights 2' (small ponies); 2'3" (medium ponies); 2'6" (large ponies)

Division is for riders riding ponies.

Classes: 411 Pony Hunter Under Saddle - Small/Medium Pony (flat)
412 Pony Hunter Under Saddle - Large Pony (flat)
419 Junior Pony Hunt Seat Equitation (flat)
420 Senior Pony Hunt Seat Equitation (flat)
427 Pony Hunter Hack
437 Pony Working Hunter Over Fences
438 Pony Handy Hunter Over Fences
439 Pony Equitation Over Fences

JUNIOR HORSE

Open to junior 4-H members (grades 4-5) riding horses. Horse/rider combination may not cross enter into any Under Saddle, Equitation, Hack or Over Fence class other than Junior Horse.

Fence heights: 2'3"

Division is for non-beginner junior riders riding horses.

Classes: 413 Junior Hunter Under Saddle - Horse (flat)
421 Junior Hunt Seat Equitation - Horse (flat)
428 Junior Hunter Hack - Horse
440 Junior Working Hunter Over Fences - Horse
441 Junior Handy Hunter Over Fences - Horse
442 Junior Equitation Over Fences - Horse

JUNIOR HIGH HORSE

Open to junior high 4-H members (grades 6-8) riding horses. Horse/rider combination may not cross enter into any Under Saddle, Equitation, Hack or Over Fence class other than Junior High Horse.

Fence heights 2'6"

Division is for advanced junior high riders riding horses.

Classes: 414 Junior High Hunter Under Saddle - Horse (flat)
422 Junior High Hunt Seat Equitation - Horse (flat)
429 Junior High Hunter Hack - Horse
443 Junior High Working Hunter Over Fences - Horse
444 Junior High Handy Hunter Over Fences - Horse
445 Junior High Equitation Over Fences - Horse

SENIOR HORSE

Open to senior 4-H members (grades 9-12) riding horses. Fences 3'. Horse/rider combination may not cross enter into any Under Saddle, Equitation, Hack or Over Fence class other than Senior Horse.

Fence heights 2'9"

Division is for advanced senior riders riding horses.

Classes: 415 Senior Hunter Under Saddle - Horse (flat)
423 Senior Hunt Seat Equitation - Horse (flat)
430 Senior Hunter Hack - Horse
446 Senior Working Hunter Over Fences - Horse
447 Senior Handy Hunter Over Fences - Horse
448 Senior Equitation Over Fences - Horse

State 4-H Horse Program

Walking Horse and Racking Horse Division Descriptions

Horse/Rider combinations may only show within **ONE** division.

Walking Horse Divisions

Country Pleasure


The Country Pleasure horse shall break less than 45 degrees with the knees and lack the lift of the shoulders seen in more animated classes.

Division is emphasizes based on shoeing requirements outlined below

Shoeing Requirements: **Only keg (factory-stamped) shoes are allowed.**

- ◆ The shoe must not exceed 3/8 inch in thickness or 3/4 inch in width and must be a stamped (poured or cast) hot or cold rolled steel or aluminum keg shoe.
- ◆ Poured or cast clips and/or heel caulks are allowed, if poured in the original cast. Welded on clips or caulks are not permitted.
- ◆ The use of borium is permitted on the toe and/or heels but must not exceed 1 1/2 inches in width at the toe or 1/8 inch in thickness on the heels.
- ◆ Shoes must be attached only by nails. Bands and adhesives are not permitted.
- ◆ Lubricants, artificial appliances, boots, pads, and action devices are prohibited.

Classes: Class 516 – English Country Pleasure, Junior members, Specialty (no canter)
Class 517 – English Country Pleasure, Senior members, Specialty (no canter)
Class 523 – TWHBEA Youth Medallion Flat Shod (3-gait)
Class 538A– Western Country Pleasure, Junior members, Specialty (no canter)
Class 538B– Western Country Pleasure, Senior members, Specialty (no canter)



Country Pleasure

Trail Pleasure


The gaits will be more pronounced than that of a country pleasure horse. Horses should display a more defined flat walk, and running walk, which may include a longer stride and more pronounced head shake. Although animation is not desirable, the trail pleasure horse may be slightly more animated than the country pleasure horse.

Division is emphasizes based on shoeing requirements outlined below

Shoeing Requirements:

- ◆ The shoe must not exceed 3/8 inch in thickness or 3/4 inch in width and must be made of hot or cold rolled steel or aluminum shoe. Clips are allowed when drawn from the original steel, or poured.
- ◆ The use of borium is permitted on the caulks of shoe but must not exceed 7/8 inch in thickness of shoe, caulk, and borium.
- ◆ Maximum 1 1/2 inch of turn back (measured from front to back of caulk).
- ◆ Shoes must be attached only by nails. Bands and adhesives are not permitted.
- ◆ Lubricants, artificial appliances, boots, pads, and action devices are prohibited.

Classes: Class 524– English Trail Pleasure, Junior members, Specialty (no canter)
Class 525 – English Trail Pleasure, Senior members, Specialty (no canter)
Class 541 – Western Trail Pleasure, Junior and Senior members, Specialty (no canter)
Class 523 – TWHBEA Youth Medallion Flat Shod (3-gait)



Trail Pleasure

Lite Shod

Division is emphasized based on shoeing requirements outlined below


Shoeing Requirements:

- ◆ The shoe must not exceed 1/2 inch in thickness or 1 inch in width and must be made of hot or cold rolled steel or aluminum.
- ◆ Turnback must not exceed 1 1/2 inches when caulk is measured from front to back.
- ◆ The use of borium is permitted on caulks, but the combined thickness of shoe, caulk, and borium must not exceed 1 1/8 inches.
- ◆ Clips are optional and may be drawn from the original steel or poured.
- ◆ Shoes must be attached only by nails. Bands and adhesives are not permitted.
- ◆ Lubricants, artificial appliances, boots, pads, and action devices are prohibited.

Classes: Class 529– English Lite Shod Pleasure, Junior members, Specialty (no canter)

Class 530 – English Lite Shod Pleasure, Senior members, Specialty (no canter)

Class 542– Western Lite Shod Pleasure, Junior and Senior members, Specialty (no canter)



Lite Shod

Park Pleasure

The Park Pleasure horse is significantly more animated than the Lite Shod horse, with a more pronounced head shake. This horse should roll out of its shoulders with a natural reach with its front legs. It should have a long, gliding overstride and be slightly elevated with its front legs.

Division is emphasizes based on shoeing requirements outlined below


Shoeing Requirements:

- ◆ The shoe must not exceed 1/2 inch in thickness or 1 1/2 inches in width.
- ◆ Turnback must not exceed 1 5/8 inches when caulk is measured from front to back.
- ◆ The use of borium is permitted on caulks, but the combined thickness of shoes, caulk, and borium must not exceed 1 1/8 inches.
- ◆ Clips are optional and may be drawn from the original steel or poured.
- ◆ Shoes must be attached only by nails. Adhesives are not permitted. Bands may be used provided that they are placed at least 1 inch below the coronet band and are between 1/2 inch and 3/4 inch in width and made of 16 gauge or smaller flexible steel.
- ◆ Lubricants, artificial appliances, boots, pads, and action devices are prohibited.

Classes: Class 531 – English Park Pleasure, Junior members, Specialty (no canter)

Class 532 – English Park Pleasure, Senior members, Specialty (no canter)

Class 543 – Western Park Pleasure, Junior and Senior members, Specialty (no canter)



Park Pleasure

Open Performance

These classes are for PADDED HORSES only. Any Flat Shod horse entered will be disqualified.

Division is emphasized based on shoeing requirements outlined below

Shoeing Requirements:

- ◆ The shoe must not exceed 1/2 inch in thickness or 1 1/2 inches in width. The combined thickness of shoe and caulk must not exceed 1 inch.
- ◆ Horses shall be shown in pads made of leather, plastic, or a similarly pliant material. Pads must be a minimum of 1/2 inch. Maximum pad (or artificial extension) thickness must not exceed 50% of the natural hoof length.
- ◆ Toe length must exceed the height of the heel by 1 inch or more.
- ◆ Bands must be placed at least 1 inch below the coronet band and must be between 1/2 inch and 3/4 inch in width and made of 16 gauge or smaller flexible steel.
- ◆ Lubricants that are supplied by DQP are permitted on pasterns after inspection. Lubricants must be applied in the inspection area under the supervision of DQP.

Classes: Class 519 Junior and senior members, Specialty (no canter)

Racking Horse Divisions

Trail Pleasure

The Trail Pleasure horse shall not be required or expected to maintain qualities such as a high head or high front leg lift but should be the ultimate of a trail type horse and should show evidence of being collected in his gaits.

Shoeing Requirements:

- ◆ Flat Shod shall be construed as being hoof-to-shoe with no pad being used for any purpose, which shall include corrective shoeing. Weighted shoes are allowed.
- ◆ Shoe must not exceed 1/2 inch thickness and 1 1/2 inches in width, with no bare plates or other weight inside the shoe. The caulk must not exceed 1 inch and the shoe must not extend more than 1/4 inch beyond the hoof at the toe.
- ◆ The use of shoeing bands is permitted.
- ◆ The use of welded clips are prohibited in all flat shod classes. However, clips that are drawn from the shoe itself are allowed.
- ◆ No additional weights shall be allowed in or on the hoof other than shoe and nails.

Classes: Class 520 – Junior members

Class 521 – Senior members

Class - 539 Western Racking Pleasure Flat Shod - Junior and Senior members

Country Pleasure

Horse shall not be required to maintain a high front leg lift but should exhibit a smooth stride behind.

Shoeing Requirements:

- ◆ Flat Shod shall be construed as being hoof-to-shoe with no pad being used for any purpose, which shall include corrective shoeing. Weighted shoes are allowed.
- ◆ Shoe must not exceed 1/2 inch thickness and 1 1/2 inches in width, with no bare plates or other weight inside the shoe. The caulk must not exceed 1 inch and the shoe must not extend more than 1/4 inch beyond the hoof at the toe.
- ◆ The use of shoeing bands is permitted.
- ◆ The use of welded clips are prohibited in all flat shod classes. However, clips that are drawn from the shoe itself are allowed.
- ◆ No additional weights shall be allowed in or on the hoof other than shoe and nails.

Classes: Class 527 – Junior members

Class 528 – Senior members

Class - 537 Western Racking Pleasure Flat Shod - Junior and Senior members

Park Pleasure

The front lift must not exceed the height of level.

Shoeing Requirements:

- ◆ Flat Shod shall be construed as being hoof-to-shoe with no pad being used for any purpose, which shall include corrective shoeing. Weighted shoes are allowed.
- ◆ Shoe must not exceed 1/2 inch thickness and 1 1/2 inches in width, with no bare plates or other weight inside the shoe. The caulk must not exceed 1 inch and the shoe must not extend more than 1/4 inch beyond the hoof at the toe.
- ◆ The use of shoeing bands is permitted.
- ◆ The use of welded clips are prohibited in all flat shod classes. However, clips that are drawn from the shoe itself are allowed.
- ◆ No additional weights shall be allowed in or on the hoof other than shoe and nails.

Classes: Class 533 – Junior members

Class 534 – Senior members

Class - 537 Western Racking Pleasure Flat Shod - Junior and Senior members



Show Pleasure

These classes are for PADDED HORSES only. Any Flat Shod horse entered will be disqualified.

Shoeing Requirements:

- ◆ Open Shod shall be construed as having pads, which can be flat or wedge pads and must be made of leather, plastic, or similarly pliant material.
- ◆ Weighted shoes are allowed.
- ◆ Toe length must exceed the height of the heel by 1 inch or more.
- ◆ Pad thickness (or artificial extension) shall not exceed 50% of natural hoof length.
- ◆ The shoe shall not exceed 1/2 inch in thickness or 1 1/2 inches in width. Turnback (measured from the inside of the fold) and caulk shall not exceed 1 inch.

Classes: Class 515 – Show Pleasure Racking

* Images courtesy of SHOW HIO

Programs in agriculture and natural resources, 4-H youth development, family and consumer sciences, and resource development.
University of Tennessee Institute of Agriculture, U.S. Department of Agriculture and county governments cooperating.
UT Extension provides equal opportunities in programs and employment.

2023 State 4-H Horse Show Cross Entry Restrictions

Class No	Class Name	May Not Enter
Western Division		
101	Jr. Western Showmanship	801 - 816, 905 & 906
102	Jr. High Western Showmanship	801 - 816, 905 & 906
103	Sr. Western Showmanship	801 - 816, 905 & 906
104A	Western Halter Junior Mares	801 - 816, 905 & 906
104B	Western Halter Senior Mares	801 - 816, 905 & 906
105A	Western Halter Junior Geldings	801 - 816, 905 & 906
105B	Western Halter Senior Geldings	801 - 816, 905 & 906
106	Western Halter Pony Mares	801 - 816, 905 & 906
107	Western Halter Pony Geldings	801 - 816, 905 & 906
108	Jr. Western Pleasure (Horse)	801 - 816, 905 & 906
109	Jr. High Western Pleasure (Horse)	801 - 816, 905 & 906
110	Sr. Western Pleasure (Horse)	801 - 816, 905 & 906
111	Pony Western Pleasure	801 - 816, 905 & 906
112	Jr. Western Horsemanship	801 - 816, 905 & 906
113	Jr. High Western Horsemanship	801 - 816, 905 & 906
114	Sr. Western Horsemanship	801 - 816, 905 & 906
117	Jr. Western Trail	801 - 816, 905 & 906
118	Jr. High Western Trail	801 - 816, 905 & 906
119	Sr. Western Trail	801 - 816, 905 & 906
120	Walk/Trot Western Trail	117, 118, 119
121	Walk/Trot Western Horsemanship	112, 113, 114
122	Walk/Trot Western Pleasure	108, 109, 110, 111
Speed Division		
201	Jr. Barrel Racing - Horse	
202	Jr. High Barrel Racing - Horse	
203	Sr. Barrel Racing - Horse	
204	Jr. Barrel Racing - Pony	
205	Sr. Barrel Racing - Pony	
206	Jr. Pole Bending - Horse	
207	Jr. High Pole Bending - Horse	
208	Sr. Pole Bending - Horse	
209	Jr. Pole Bending - Pony	
210	Sr. Pole Bending - Pony	
Goat Tying Division		
301	Jr. Goat Tying	
302	Jr. High Goat Tying	
303	Sr. Goat Tying	

Hunter & Jumper Division		
401	Jr. Hunter Showmanship	
402	Jr. High Hunter Showmanship	
403	Sr. Hunter Showmanship	
404A	Hunter in Hand Mares (Horse - Age of horse, 5 years of age and under, yearling minimum age)	
404B	Hunter in Hand Mares (Horse - Age of horse, 6 years of age and over)	
405A	Hunter in Hand Geldings (Horse - Age of horse, 5 years of age and under, yearling minimum age)	
405B	Hunter in Hand Geldings (Horse - Age of horse, 6 years of age and over)	
406	Hunter in Hand Pony Mares	
407	Hunter in Hand Pony Geldings	
408	Novice Hunter Under Saddle	409-415, 417-423, 425-430, 433-448
409	Green Hunter Under Saddle	408, 410-416, 418-424, 426-432, 435-448
410	Intermediate Hunter Under Saddle	408-409, 411-417, 419-425, 427-434, 437-448
411	Pony Hunter Under Saddle (Small/Medium)	408-410, 412-418, 421-426, 428-436, 440-448
412	Pony Hunter Under Saddle (Large)	408-411, 413-418, 421-426, 428-436, 440-448
413	Junior Hunter Under Saddle (Horse)	408-412, 414-420, 422-427, 429-439, 443-448
414	Junior High Hunter Under Saddle (Horse)	408-413, 415-421, 423-428, 430-442, 446-448
415	Senior Hunter Under Saddle (Horse)	408-414, 416-422, 424-429, 431-445
416	Novice Equitation	409-415, 417-423, 425-430, 433-448
417	Green Equitation	408, 410-416, 418-424, 426-432, 435-448
418	Intermediate Equitation	408-409, 411-417, 419-425, 427-434, 437-448
419	Junior Pony Equitation	408-410, 413-418, 421-426, 428-436, 440-448
420	Senior Pony Equitation	408-410, 413-418, 421-426, 428-436, 440-448
421	Junior Equitation (Horse)	408-412, 414-420, 422-427, 429-439, 443-448
422	Junior High Equitation (Horse)	408-413, 415-421, 423-428, 430-442, 446-448
423	Senior Equitation (Horse)	408-414, 416-422, 424-429, 431-445
424	Novice Hunter Hack	409-415, 417-423, 425-430, 433-448
425	Green Hunter Hack	408, 410-416, 418-424, 426-432, 435-448
426	Intermediate Hunter Hack	408-409, 411-417, 419-425, 427-434, 437-448

427	Pony Hunter Hack	408-410, 413-418, 421-426, 428-436, 440-448
428	Junior Hunter Hack (Horse)	408-412, 414-420, 422-427, 429-439, 443-448
429	Junior High Hunter Hack (Horse)	408-413, 415-421, 423-428, 430-442, 446-448
430	Senior Hunter Hack (Horse)	408-414, 416-422, 424-429, 431-445
431	Novice Working Hunter Over Fences	409-415, 417-423, 425-430, 433-448, 456-458
432	Novice Equitation Over Fences	409-415, 417-423, 425-430, 433-448
433	Green Working Hunter Over Fences	408, 410-416, 418-424, 426-432, 435-448, 456-458
434	Green Equitation Over Fences	408, 410-416, 418-424, 426-432, 435-448
435	Intermediate Working Hunter Over Fences	408-409, 411-417, 419-425, 427-434, 437-448, 456-458
436	Intermediate Equitation Over Fences	408-409, 411-417, 419-425, 427-434, 437-448
437	Pony Working Hunter Over Fences	408-410, 413-418, 421-426, 428-436, 440-448, 456-458
438	Pony Handy Hunter Over Fences	408-410, 413-418, 421-426, 428-436, 440-448, 456-458
439	Pony Equitation Over Fences	408-410, 413-418, 421-426, 428-436, 440-448
440	Junior Working Hunter Over Fences (Horse)	408-412, 414-420, 422-427, 429-439, 443-448, 456-458
441	Junior Handy Hunter Over Fences (Horse)	408-412, 414-420, 422-427, 429-439, 443-448, 456-458
442	Junior Equitation Over Fences (Horse)	408-412, 414-420, 422-427, 429-439, 443-448
443	Junior High Working Hunter Over Fences (Horse)	408-413, 415-421, 423-428, 430-442, 446-448, 456-458
444	Junior High Handy Hunter Over Fences (Horse)	408-413, 415-421, 423-428, 430-442, 446-448, 456-458
445	Junior High Equitation Over Fences (Horse)	408-413, 415-421, 423-428, 430-442, 446-448
446	Senior Working Hunter Over Fences (Horse)	408-414, 416-422, 424-429, 431-445, 456-458
447	Senior Handy Hunter Over Fences (Horse)	408-414, 416-422, 424-429, 431-445, 456-458
448	Senior Equitation Over Fences (Horse)	408-414, 416-422, 424-429, 431-445
449	Junior Hunter Trail	
450	Junior High Hunter Trail	
451	Senior Hunter Trail	
452	Walk/Trot Hunter Trail	449, 450, 451
453	Walk/Trot Huntseat Equitation on the Flat	416, 417, 418, 419, 420, 421, 422, 423

454	Walk/Trot Hunter Under Saddle	408, 409, 410, 411, 412, 413, 414, 415
456	Jumper – 2’3”-2’6” Optimum Time	431, 433, 435, 437, 438, 440, 441, 443, 444, 446, 447
457	Jumper – 2’6”-2’9” Optimum Time	431, 433, 435, 437, 438, 440, 441, 443, 444, 446, 447
458	Jumper – 2’9”-3’ Optimum Time	431, 433, 435, 437, 438, 440, 441, 443, 444, 446, 447
459	Walk/Trot Hunter Hack	408-448, 456-458
Walking/Racking Horse Division		
501	Junior Walking, Racking, SSH Showmanship	
502	Junior High Walking, Racking SSH Showmanship	
503	Senior Walking, Racking, SSH Showmanship	
506A	Walking/Racking Mares in Hand (Horse - Age of horse, 4 years of age and under, yearling minimum age)	
506B	Walking/Racking Mares in Hand (Horse - Age of Horse, 5 years of age and over)	
507A	Walking/Racking Geldings in Hand (Horse - Age of horse, 4 years of age and under, yearling minimum age)	
507B	Walking/Racking Geldings in Hand (Horse - Age of Horse, 5 years of age and over)	
509	Junior Walking Seat Equitation (2-gait)	514, 515, 520, 521, 523, 527, 528, 533, 534, 536, 539
512	Senior Walking Seat Equitation (2-gait)	514, 515, 520, 521, 523, 527, 528, 533, 534, 536, 539
514	Walking Seat Equitation (3-gait)	509, 512, 515, 516, 517, 519, 520, 521, 524, 525, 527, 528, 529, 530, 531, 532, 533, 534, 538, 549, 541, 542, 543
516	Junior County English Pleasure Walking (2-gait)	Racking classes - 515, 520, 521, 527, 528, 533, 534, 539 3-gait classes - 514, 523, 536 Other Walking Classes - 519, 524, 525, 529, 530, 531, 541, 542, 543
517	Senior County English Pleasure Walking (2-gait)	Racking classes - 515, 520, 521, 527, 528, 533, 534, 539 3-gait classes - 514, 523, 536 Other Walking Classes - 519, 524, 525, 529, 530, 531, 541, 542, 543

519	Open Walking Performance 2-gait	Racking classes - 515, 520, 521, 527, 528, 533, 534, 539 3-gait classes - 514, 523, 536 Other Walking Classes - 516, 517, 524, 525, 529, 530, 531, 532, 538, 541, 542, 543
523	Country and Trail Pleasure Walking (3-gait)	Racking classes - 515, 520, 521, 527, 528, 533, 534, 539 3-gait classes - 536 Other Walking Classes - 509, 512, 516, 517, 519, 524, 525, 529, 530, 531, 532, 538, 541, 542, 543
524	Junior Trail English Pleasure Walking (2-gait)	Racking classes - 515, 520, 521, 527, 528, 533, 534, 539 3-gait classes - 514, 523, 536 Other Walking Classes - 516, 517, 519, 529, 530, 531, 532, 538, 542, 543
525	Senior Trail English Pleasure Walking (2-gait)	Racking classes - 515, 520, 521, 527, 528, 533, 534, 539 3-gait classes - 514, 523, 536 Other Walking Classes - 516, 517, 519, 529, 530, 531, 532, 538, 542, 543
529	Junior Lite Shod English Pleasure Walking (2-gait)	Racking classes - 515, 520, 521, 527, 528, 533, 534, 539 3-gait classes - 514, 523, 536 Other Walking Classes - 516, 517, 519, 524, 525, 531, 532, 538, 541, 543
530	Senior Lite Shod English Pleasure Walking (2-gait)	Racking classes - 515, 520, 521, 527, 528, 533, 534, 539 3-gait classes - 514, 523, 536 Other Walking Classes - 516, 517, 519, 524, 525, 531, 532, 538, 541, 543
531	Junior Park English Pleasure Walking (2-gait)	Racking classes - 515, 520, 521, 527, 528, 533, 534, 539 3-gait classes - 514, 523, 536 Other Walking Classes - 519, 524, 525, 529, 530, 531, 532, 541, 542
532	Senior Park English Pleasure Walking (2-gait)	Racking classes - 515, 520, 521, 527, 528, 533, 534, 539 3-gait classes - 514, 523, 536 Other Walking Classes - 519, 524, 525, 529, 530, 531, 532, 541, 542
536	Lite Shod and Park Pleasure Walking (3-gait)	Racking classes - 515, 520, 521, 527, 528, 533, 534, 539 3-gait classes - 523 Other Walking Classes - 509, 512, 516, 517, 519, 524, 525, 529, 530, 531, 532, 538, 541, 542, 543

538	Country Western Pleasure Walking (2-gait)	Racking classes - 515, 520, 521, 527, 528, 533, 534, 539 3-gait classes - 514, 523, 536 Other Walking Classes - 519, 524, 525, 529, 530, 531, 532, 541, 542, 543
541	Trail Western Pleasure Walking (2-gait)	Racking classes - 515, 520, 521, 527, 528, 533, 534, 539 3-gait classes - 514, 523, 536 Other Walking Classes - 516, 519, 529, 530, 531, 532, 538, 541, 542, 543
542	Lite Shod Western Pleasure Walking (2-gait)	Racking classes - 515, 520, 521, 527, 528, 533, 534, 539 3-gait classes - 514, 523, 536 Other Walking Classes - 516, 517, 519, 524, 525, 531, 532, 538, 541, 543
543	Park Western Pleasure Walking (2-gait)	Racking classes - 515, 520, 521, 527, 528, 533, 534, 539 3-gait classes - 514, 523, 536 Other Walking Classes - 519, 524, 525, 529, 530, 531, 532, 541, 542
545	Junior Walking/Racking Trail	
546	Senior Walking/Racking Trail	
549	Walking/Racking Costume	
Racking Horse Division		
501	Junior Walking, Racking, SSH Showmanship	
502	Junior High Walking, Racking SSH Showmanship	
503	Senior Walking, Racking, SSH Showmanship	
506A	Walking/Racking Mares in Hand (Horse - Age of horse, 4 years of age and under, yearling minimum age)	
506B	Walking/Racking Mares in Hand (Horse - Age of Horse, 5 years of age and over)	
507A	Walking/Racking Geldings in Hand (Horse - Age of horse, 4 years of age and under, yearling minimum age)	
507B	Walking/Racking Geldings in Hand (Horse - Age of Horse, 5 years of age and over)	
515	Show Pleasure Racking	Racking Classes - 520, 521, 527, 528, 533, 534, 539 Walking Classes - 509, 512, 514, 516, 517, 519, 523, 524, 525, 529, 530, 531, 532, 536, 538, 541, 542, 543

520	Junior Trail Pleasure Racking	Racking Classes - 515, 527, 528, 533, 534 Walking Classes - 509, 512, 514, 516, 517, 519, 523, 524, 525, 529, 530, 531, 532, 536, 538, 541, 542, 543
521	Senior Trail Pleasure Racking	Racking Classes - 515, 527, 528, 533, 534 Walking Classes - 509, 512, 514, 516, 517, 519, 523, 524, 525, 529, 530, 531, 532, 536, 538, 541, 542, 543
527	Junior Country Pleasure Racking	Racking Classes - 515, 520, 521, 533, 534 Walking Classes - 509, 512, 514, 516, 517, 519, 523, 524, 525, 529, 530, 531, 532, 536, 538, 541, 542, 543
528	Senior Country Pleasure Racking	Racking Classes - 515, 520, 521, 533, 534 Walking Classes - 509, 512, 514, 516, 517, 519, 523, 524, 525, 529, 530, 531, 532, 536, 538, 541, 542, 543
533	Junior Park Pleasure Racking	Racking Classes - 515, 520, 521, 533, 534 Walking Classes - 509, 512, 514, 516, 517, 519, 523, 524, 525, 529, 530, 531, 532, 536, 538, 541, 542, 543
534	Senior Park Pleasure Racking	Racking Classes - 515, 520, 521, 533, 534 Walking Classes - 509, 512, 514, 516, 517, 519, 523, 524, 525, 529, 530, 531, 532, 536, 538, 541, 542, 543
539	Western Racking Pleasure Flat Shod	Racking Classes - 515 Walking Classes - 509, 512, 514, 516, 517, 519, 523, 524, 525, 529, 530, 531, 532, 536, 538, 541, 542, 544
545	Junior Walking/Racking Trail	
546	Senior Walking/Racking Trail	
Spotted Saddle Horse Division		
501	Junior Walking, Racking, SSH Showmanship	
502	Junior High Walking, Racking SSH Showmanship	
503	Senior Walking, Racking, SSH Showmanship	
504A	SSH Mares in Hand (Horse - Age of horse, 4 years of age and under, yearling minimum age)	
504B	SSH Mares in Hand (Horse - Age of Horse, 5 years of age and over)	
505A	SSH Geldings in Hand (Horse - Age of horse, 4 years of age and under, yearling minimum age)	
505B	SSH Geldings in Hand (Horse - Age of Horse, 5 years of age and over)	
508	Junior SSH Horsemanship (2-gait)	513, 526, 544
511	Senior SSH Horsemanship (2-gait)	513, 526, 544

513	SSH Stock Seat Equitation 3-gait, Junior and Senior members	
517	Junior SSH English Pleasure (2-gait)	513, 526, 544
520	Senior SSH English Pleasure (2-gait)	513, 526, 544
524	SSH English Pleasure (3-gait)	508, 511, 518, 522, 537, 540
537	Junior SSH Western Pleasure (2-gait)	513, 526, 544
540	Senior SSH Western Pleasure (2-gait)	513, 526, 544
547	Junior SSH Trail	
548	Senior SSH Trail	
Non-Trotting Division		
510	Non-Trotting Equitation	504-548
544	Non-Trotting Pleasure	504-548
Pleasure Division		
604	Miniature Showmanship	101 - 603, 610 - 906
605	Miniature Halter	101 - 603, 610 - 906
606	Miniature Trail	101 - 603, 610 - 906
607	Miniature Hunter (Jumper)	101 - 603, 610 - 906
608	Miniature Driving	101 - 603, 610 - 906
609	Miniature Reinsmanship	101 - 603, 610 - 906
Roger Elder Ranch Division		
801	Jr. Ranch Showmanship	101 - 119, 903 & 904
802	Jr. High Ranch Showmanship	101 - 119, 903 & 904
803	Sr. Ranch Showmanship	101 - 119, 903 & 904
804A	Ranch Halter Junior Mares (Age of horse, 5 years of age and under, yearling minimum age)	101 - 119, 903 & 904
804B	Ranch Halter Senior Mares (Age of horse, 6 years of age and over)	101 - 119, 903 & 904
805A	Ranch Halter Junior Geldings (Age of horse, 5 years of age and under, yearling minimum age)	101 - 119, 903 & 904
805B	Ranch Halter Senior Geldings (Age of horse, 6 years of age and over)	101 - 119, 903 & 904
806	Jr. Ranch Riding	101 - 119, 903 & 904
807	Jr. High Ranch Riding	101 - 119, 903 & 904
808	Sr. Ranch Riding	101 - 119, 903 & 904
809	Jr. Ranch Horsemanship	101 - 119, 903 & 904
810	Jr. High Ranch Horsemanship	101 - 119, 903 & 904
811	Sr. Ranch Horsemanship	101 - 119, 903 & 904
812	Jr. Ranch Trail	101 - 119, 903 & 904
813	Jr. High Ranch Trail	101 - 119, 903 & 904
814	Sr. Ranch Trail	101 - 119, 903 & 904
815	Jr. Ranch Reining	101 - 119, 903 & 904
816	Sr. Ranch Reining	101 - 119, 903 & 904
817	Walk/Trot Ranch Riding	806, 807, 808
818	Walk/Trot Ranch Horsemanship	809, 810, 811

819	Walk/Trot Ranch Trail	812, 813, 814
Dressage Classes		
901	Introductory Level Dressage (Hunter Division)	
902	Training Level Dressage (Hunter Division)	
903	Introductory Level Dressage (Western Division)	905, 906
904	Basic Level Dressage (Western Division)	905, 906
905	Introductory Level Dressage (Ranch Division)	903, 904
906	Basic Level Dressage (Ranch Division)	903, 904

IMPORTANT: Remember that Horse may only be shown in TWO DIVISIONS!!!

Horses may be shown in Dressage in addition to TWO DIVISIONS!

Exhibitor can show in up to 6 Halter classes (junior and senior mares, junior and senior geldings, pony mares, pony geldings)
per division!