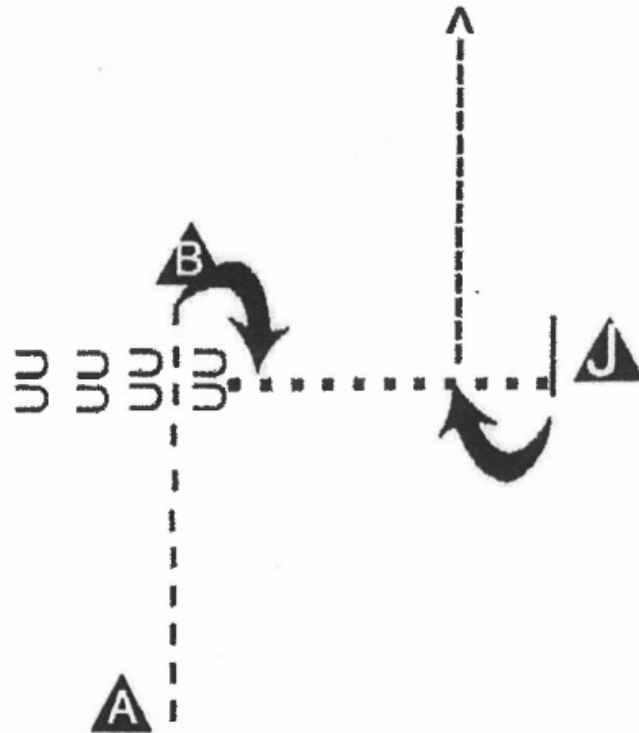
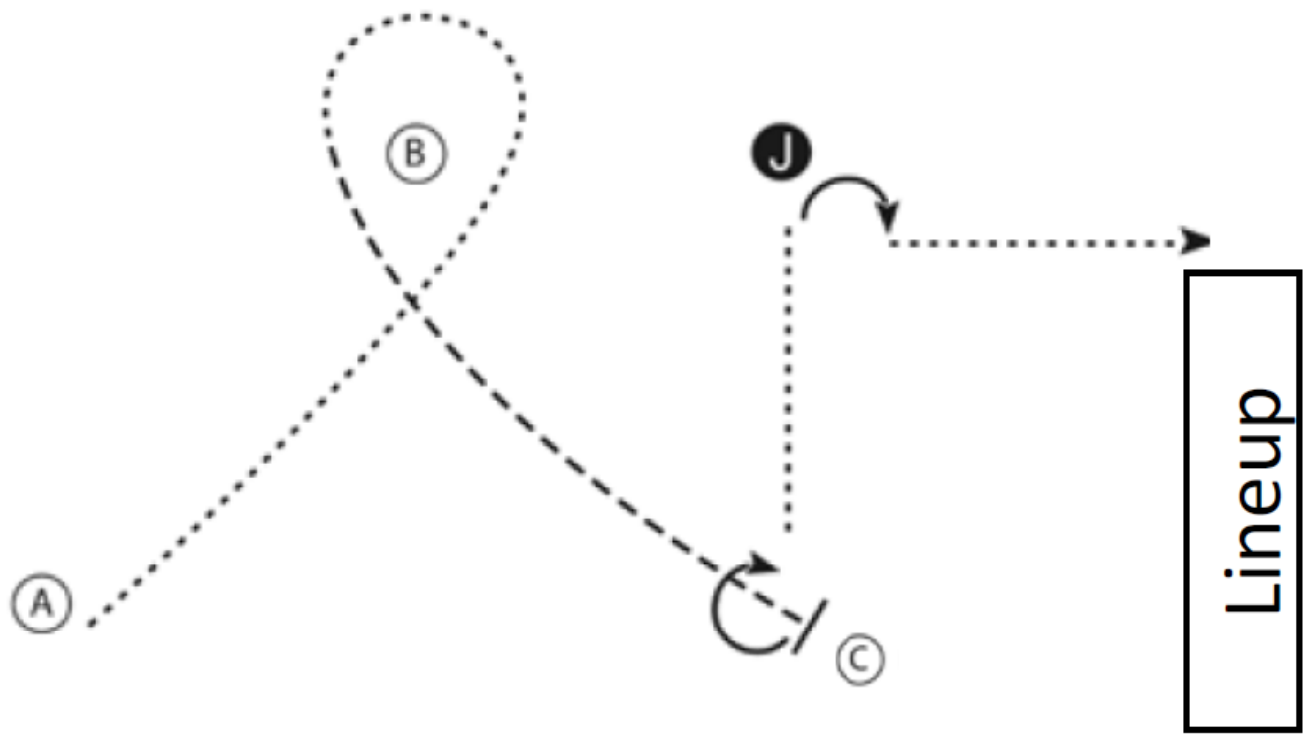


Junior Showmanship



1. Be ready at marker A
2. Flat walk from A to B
3. Halt at B and perform 90 deg turn
4. Back 4 steps
5. Walk to Judge
6. Set up for Inspection
7. 270 turn and walk to line up

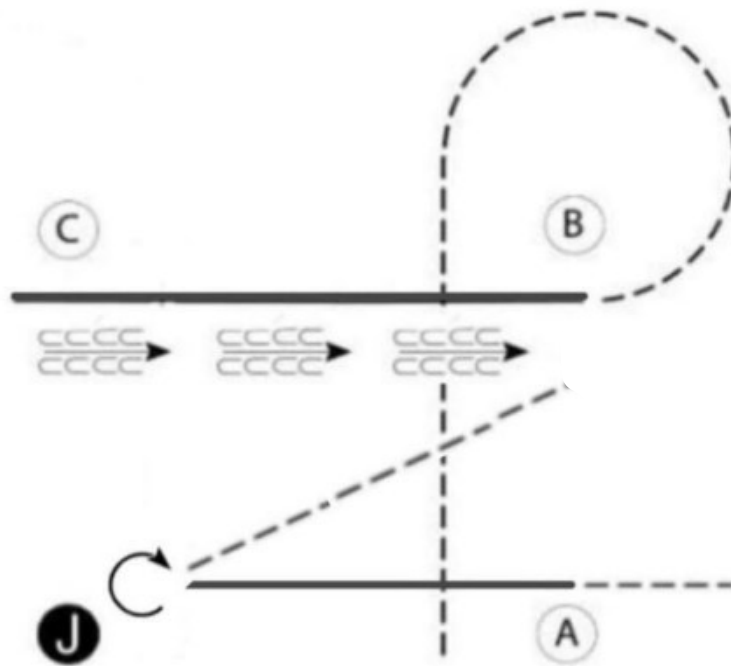
Junior High Showmanship



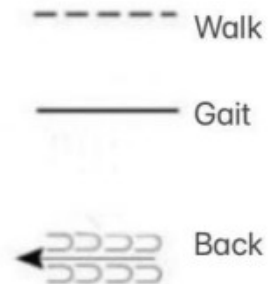
1. Stand ready at A
2. Walk A to and around B
3. At B, Gait to C
4. Stop at C and perform a 225 degree turn
5. Walk to the judge and set up for inspection
6. When dismissed perform a 90 degree turn and walk straight away from the judge

Walk
Gait - - - - -
Back ←
Marker (B)
Judge (J)

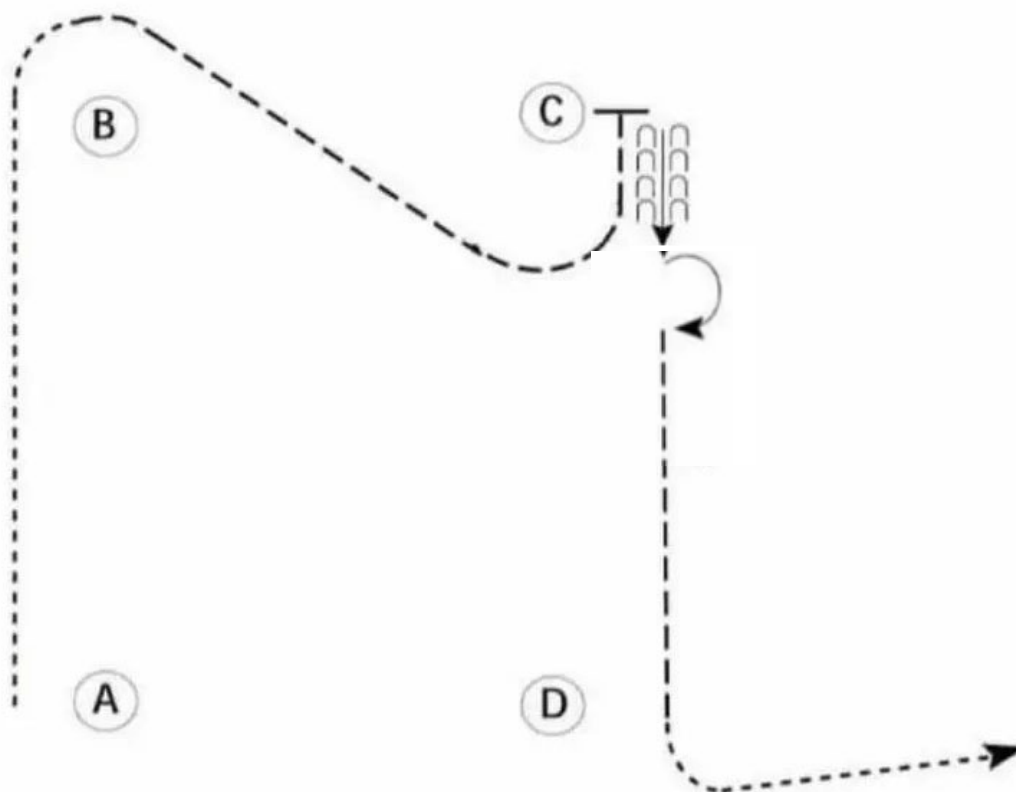
Senior High Showmanship



1. Stand ready at A
2. Walk from A around B.
3. Gait from B to C.
4. Back from C to B.
5. Perform a 330° to the right, on the hindquarters
6. Walk to judge. Set up for inspection.
7. Perform 225° turn To the right, on the hindquarters
8. Gait to A, then walk to the line up



Junior TWH/RH Equitation



Be ready at A

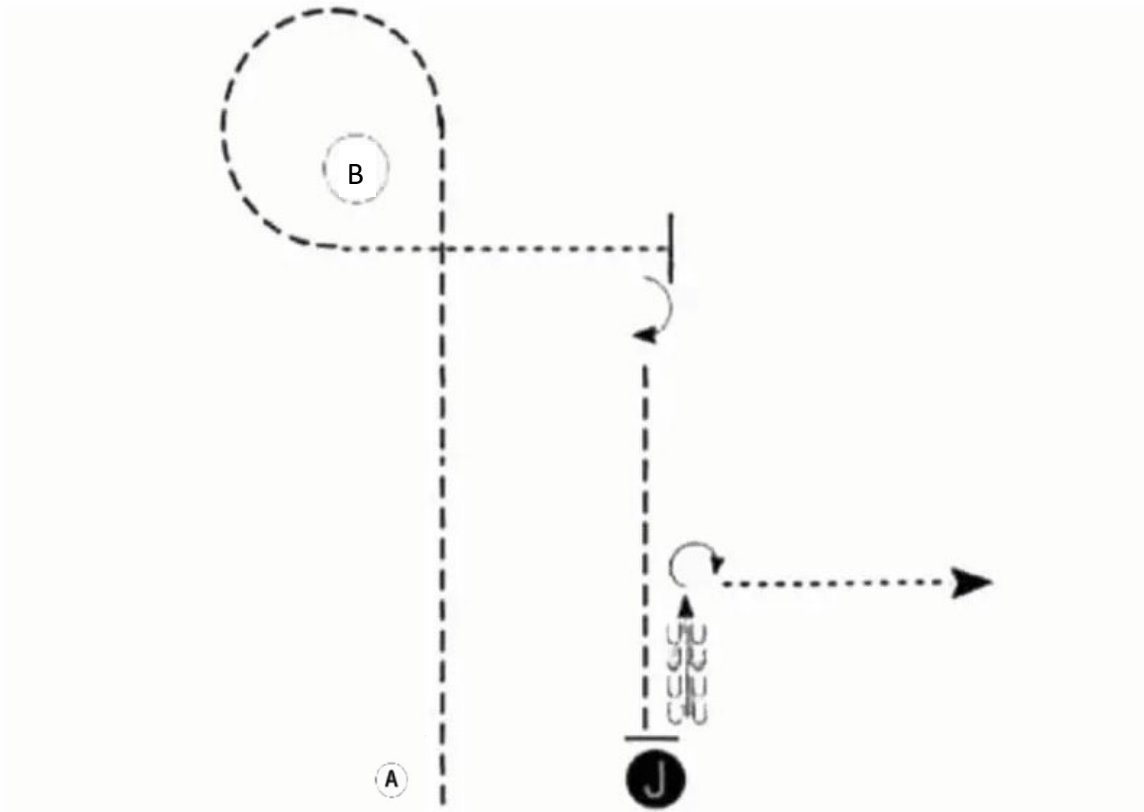
1. Pleasure gait to B
2. At top of B, begin extended pleasure gait
3. Extended pleasure gait to C
4. Stop and back approximately one horse length(4 steps)
5. Turn 180 degrees to the right
6. Extended pleasure gait to D
7. Pleasure gait at D and turn to the left

Extended Pleasure gait — — — — —

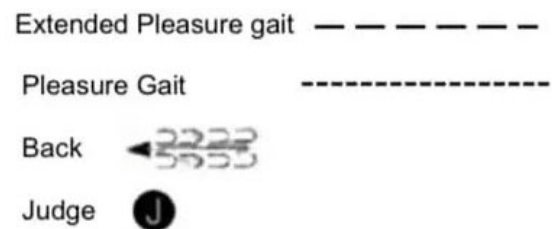
Pleasure Gait - - - - -

Back ← 2222
3333

Judge ●

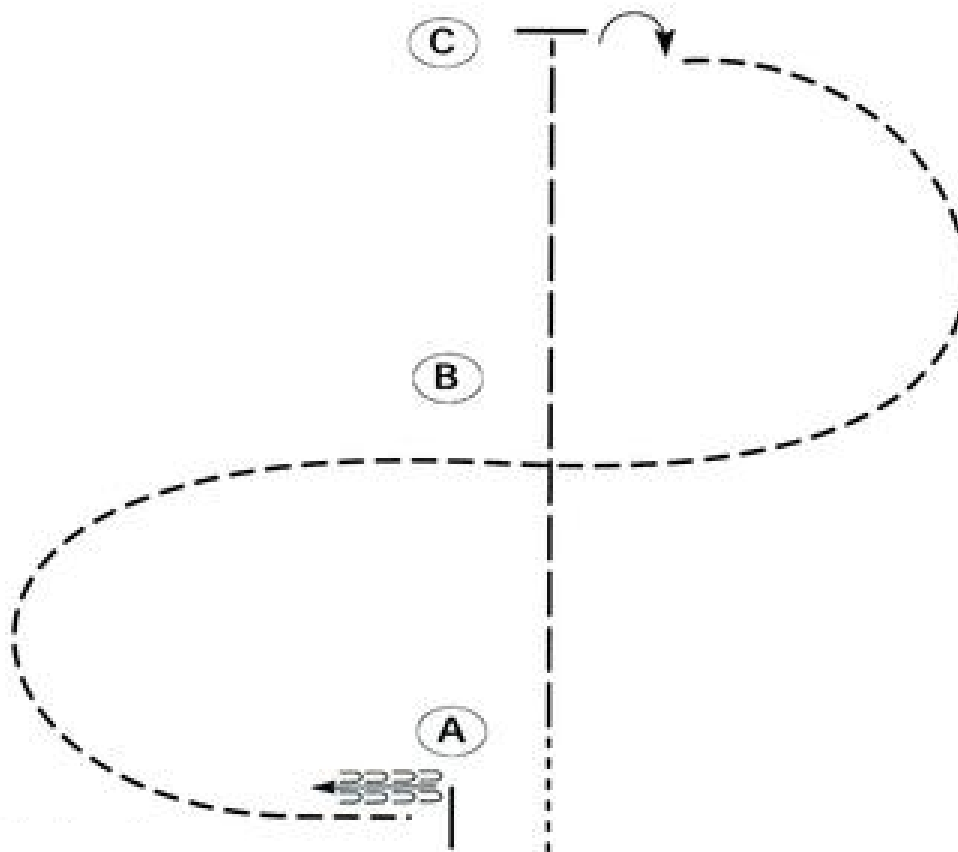


1. Stand ready at A
2. Extended pleasure gait to and around B
3. Pleasure gait from B until even with judge
4. Stop and perform a 90 degree turn
5. Extended pleasure gait to judge
6. Back 1 horse length (4 steps)
7. Perform a 270 degree turn to the right
8. Walk straight away



Jr SSH Western Horsemanship—2 gait

Class 508



1. Stand ready at A
2. Perform a Show Gait from A to C.
3. Stop at C and turn 90 degrees to the right.
4. Show Walk half a circle to B
5. Continue at a show walk in a half circle to A
6. Stop at A and back approximately one horse length. (4 steps)

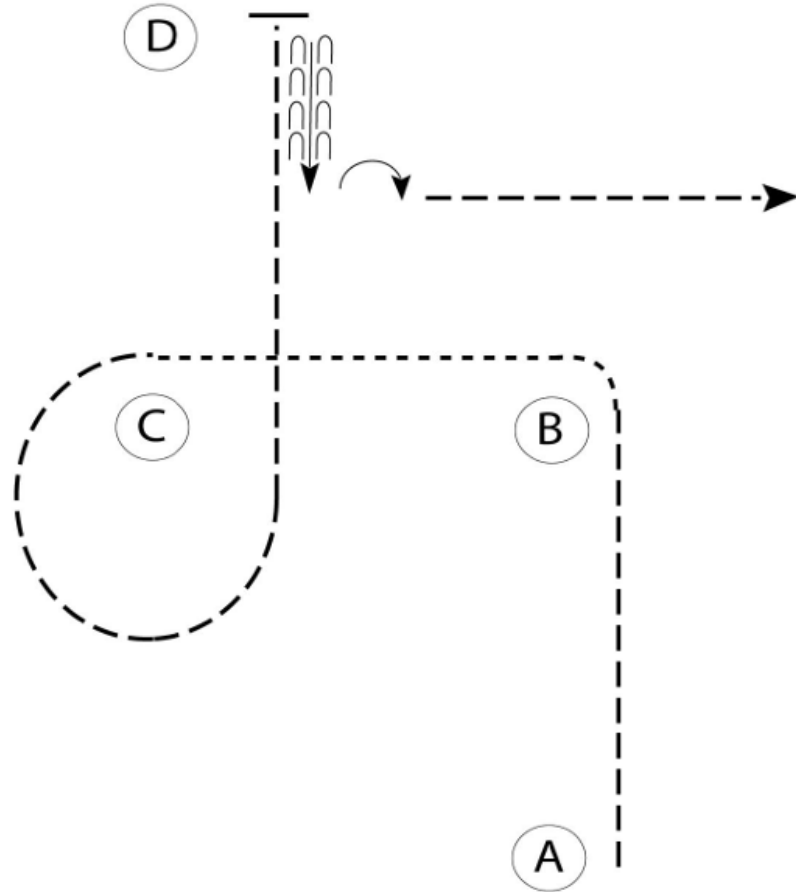
Walk -----
Show Walk - - - - -
Show Gait - - - - -

Follow the instructions of your ring steward.

Back ← 
Marker (B)

Sr SSH Western Horsemanship—2 gait


Class 511



Be ready at A.

1. Gait to B.
2. Walk around B to the left and to C.
3. Gait at C around to D.
4. Stop at D and back approximately one horse length (4 steps)
5. Turn 90 degrees to the right on the hindquarters and Gait out

Walk -----
Gait - - - - -

Back ← 
Marker (B)

Follow the directions of your ring steward.