

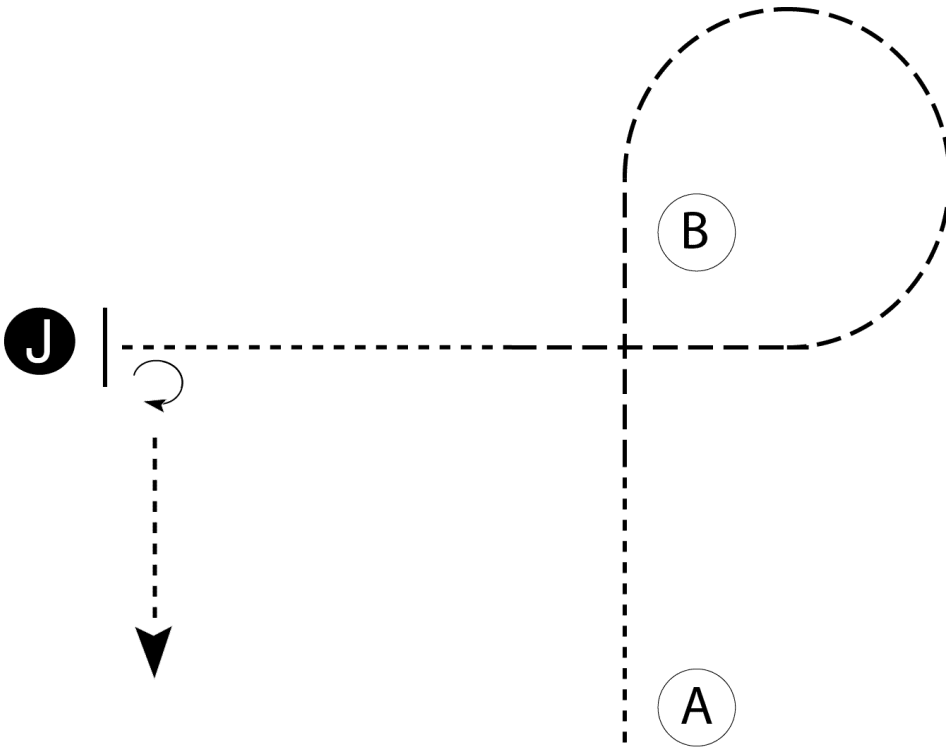
2024 4-H State Horse Show

Miniature Showmanship

Show Date:

w w w . H o r s e S h o w P a t t e r n s . c o m

w w w . H o r s e S h o w P a t t e r n s . c o m



Be ready at A.

1. Walk halfway to B.
2. Trot to and around B as shown.
3. When just past B, walk to Judge and set up for inspection.
4. When dismissed, perform a 270 degree turn and trot away.

Follow the instructions of your ring steward.

Walk	-----
Trot	- - - - -
Back	←
Marker	ⓑ
Judge	ⓐ

[MHP/S-4]

Pattern Provided by:

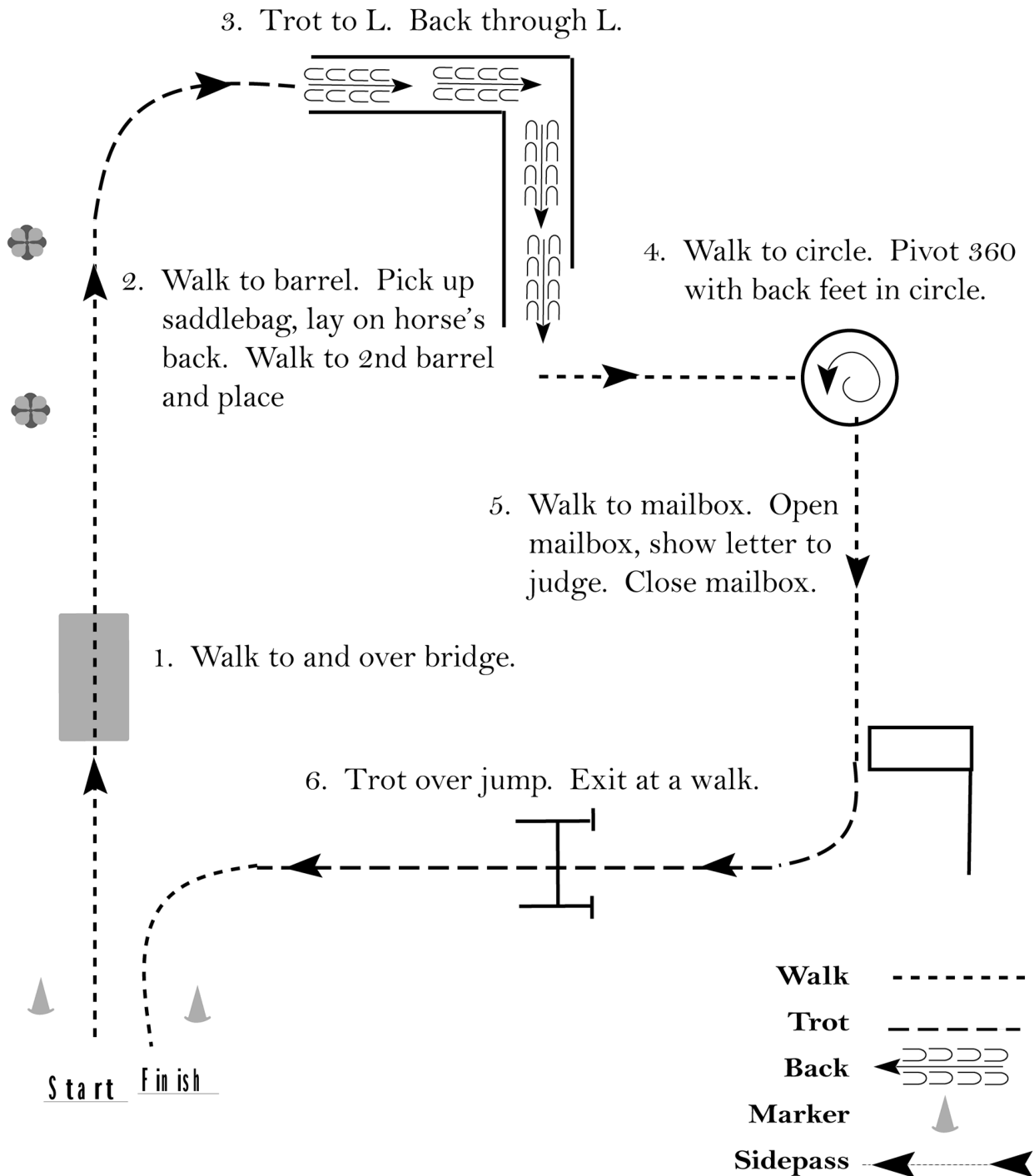
2024 4-H State Horse Show

Miniature Trail

Show Date:

www.HorseShowPatterns.com

www.HorseShowPatterns.com



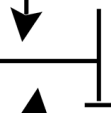
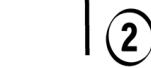
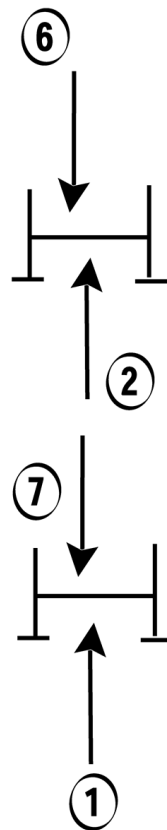
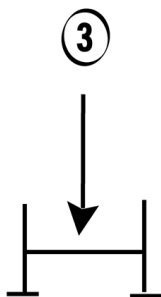
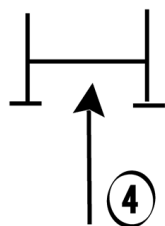
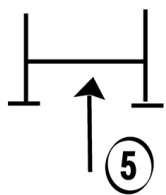
[MHP/HO-2]

Pattern Provided by:

2024 4-H State Horse Show

Miniature Hunter (Jumper)

Show Date:



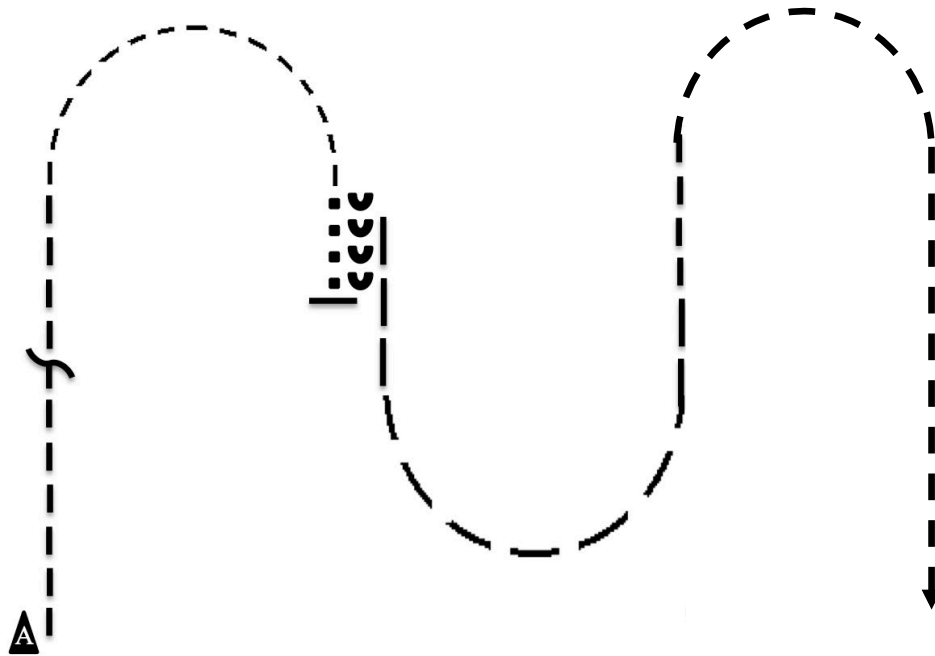
w w w . H o r s e S h o w P a t t e r n s . c o m

w w w . H o r s e S h o w P a t t e r n s . c o m

[MHP/H-8]

Pattern Provided by:

**2024 State 4-H Horse Show
Class 609 – Miniature Reinsmanship**



1. Be ready at A, pick up a collected trot straight away from A.
2. After a few horse lengths, continue at a normal trot and trot a half circle.
3. At the end of the half circle, break to a walk and walk one horse length.
4. Stop and back one-horse length.
5. Pick up an extended trot; trot straight away, followed by a half circle.
6. At the end of the half circle, slow to a collected trot.
7. After a few lengths, make a half circle.
8. Pick up a normal trot; pattern is complete.